



Blastrac bv
 Utrechthaven 12
 3433 PN Nieuwegein
 Netherlands
 +31(0)30-6018866
 +31(0)30-6018333

Project description	BDC 66 DUAL VOLTAGE ULCSA		
Drawing number	PJ11.1068.20		
Blastrac number	E09226/230ULCSA		
Power supply	240V/480V		
Input lead	Input lead		
Control Voltage	24Vac/24Vdc		
Year of Manufacturing	2011		
Remarks	As Built		
	Note: Production check Parts for Aproval Label		
Created on	28-2-2011	by hvandenbrink	
Edit date	17-7-2014	by HvdB	Number of pages 15

Table of contents

Page	Page description	Revision	Date	Edited by
1	Titlepage /Cover sheet		7-4-2014	
2	Table of contents		17-7-2014	
2.a	Revision sheet		30-6-2014	
3	Legend		27-11-2013	
4	Symbol library		27-11-2013	
5	Panel Layout		17-7-2014	
8	Cable set		13-3-2014	
10	Main Current		1-7-2014	
11	Main Current		17-7-2014	
13	Control Current 24Vac		16-7-2014	
14	Control Current Zelio PLC		10-6-2014	
21	Terminal diagram		23-6-2014	
22	Terminal diagram		10-6-2014	
30	Part list		16-7-2014	
31	Part list		17-7-2014	

1

2.a

Revision	Date	Description	Remark	Editor
01	05-05-2011	As built	Engineering Art4	HvdB
02	19-05-2011	Cable gland added for connection of Earth wire to frame	Engineering Art4	HvdB
03	08-06-2011	Connector type changed 10X4 it was wrong type in partlist	Engineering Art4	HvdB
04	30-06-2011	Blastrac numbers changed due to double numbers	Engineering Art4	HvdB
05	09-08-2011	Time delay set at undervoltage relay and delay on timer added for control power	Engineering Art4	HvdB
06	13-09-2011	Cable size Fan Motor changed from AWG16 to AWG14	Engineering Art4	HvdB
07	18-10-2011	Updated According CSA	Engineering Art4	KS
08	02-01-2012	CSA logo added	Engineering Art4	HvdB
09	26-04-2012	Mounting position of insert in connector Housing of motor connection	Engineering Art4	HvdB
10	16-05-2012	Dark blue and white/blue wire added in partlist	Engineering Art4	HvdB
11	17-08-2012	Remark added for production acc CSA surveyor remark	Engineering ART4	HvdB
12	28-05-2013	update,parts deleted from partlist that where not used.	Engineering ART4	HvdB
13	27-11-2013	Name change from 654 to BDC 66 and motor safety for Fan changed	Engineering ART4	HvdB
14	10-12-2013	Protection hose length changed from 1600 to 3000mm	Engineering ART4	HvdB
15	26-02-2014	Changed according remarks Blastrac OKC	Engineering ART4	HvdB
16	07-04-2014	Update	Engineering ART4	PH
17	22-04-2014	Cable gland change	Engineering ART4	PH
18	22-05-2014	Update	Engineering ART4	PH
19	23-06-2014	Cable gland change and fan motor rotation changed to CCW	Engineering ART4	PH/HvdB
20	30-06-2014	Partlist updated	Engineering ART4	PH

WIRE COLOR

Main Voltage


<u>Phase</u>	<u>Colors</u>
L1	- Black
L2	- Black
L3	- Black
N	- Light Blue
Earth / PE	- Yellow/Green

Control Voltage

Phase (24VAC)	- Red
Hook-up wire	- Red
Neutral (24VAC)	- Red
Plus (24VDC)	- Dark blue
Hook-up wire	- Dark blue
Minus / Ground (24VDC)	- White/Blue

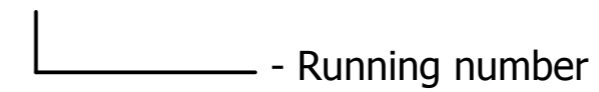
SYMBOL CODE

11 F 11



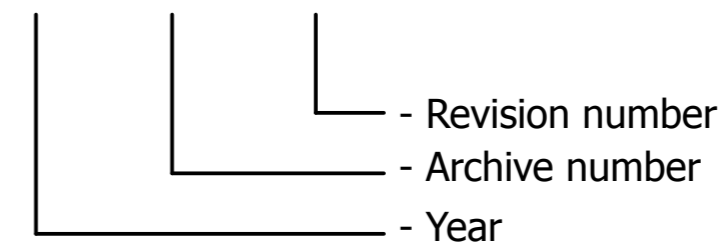
CORE CODE





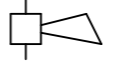
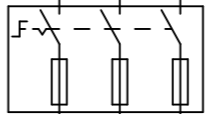
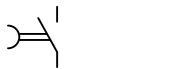

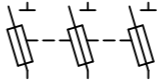
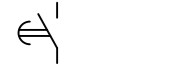
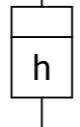
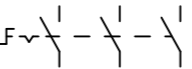
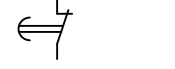
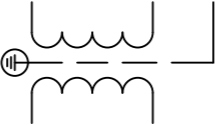

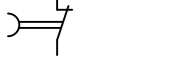

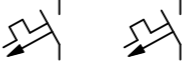
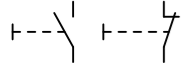


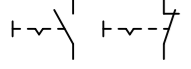

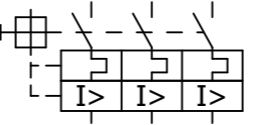
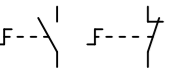
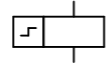
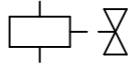
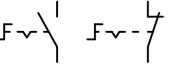
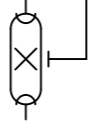

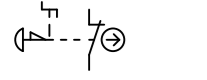


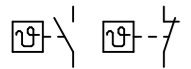
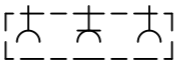

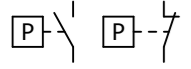

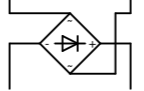

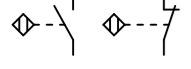
11 11



DRAWING NUMBER

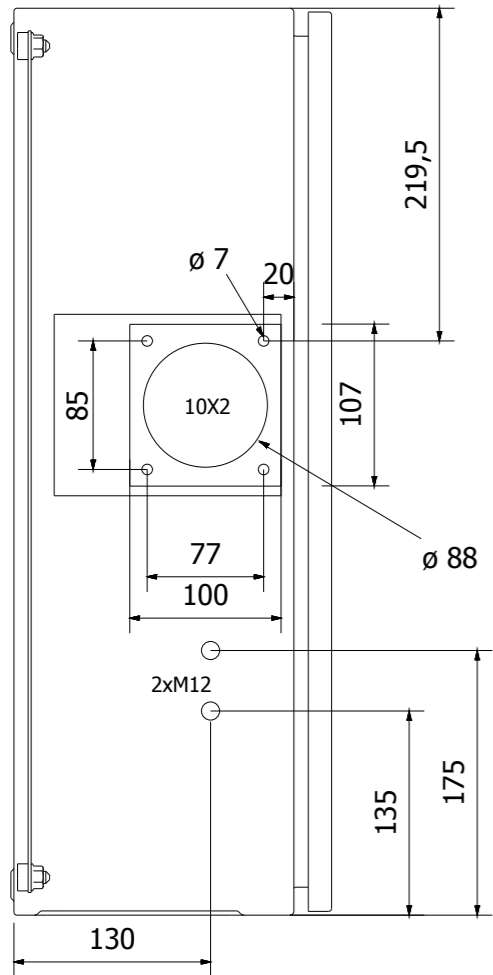
PJ##.####.##



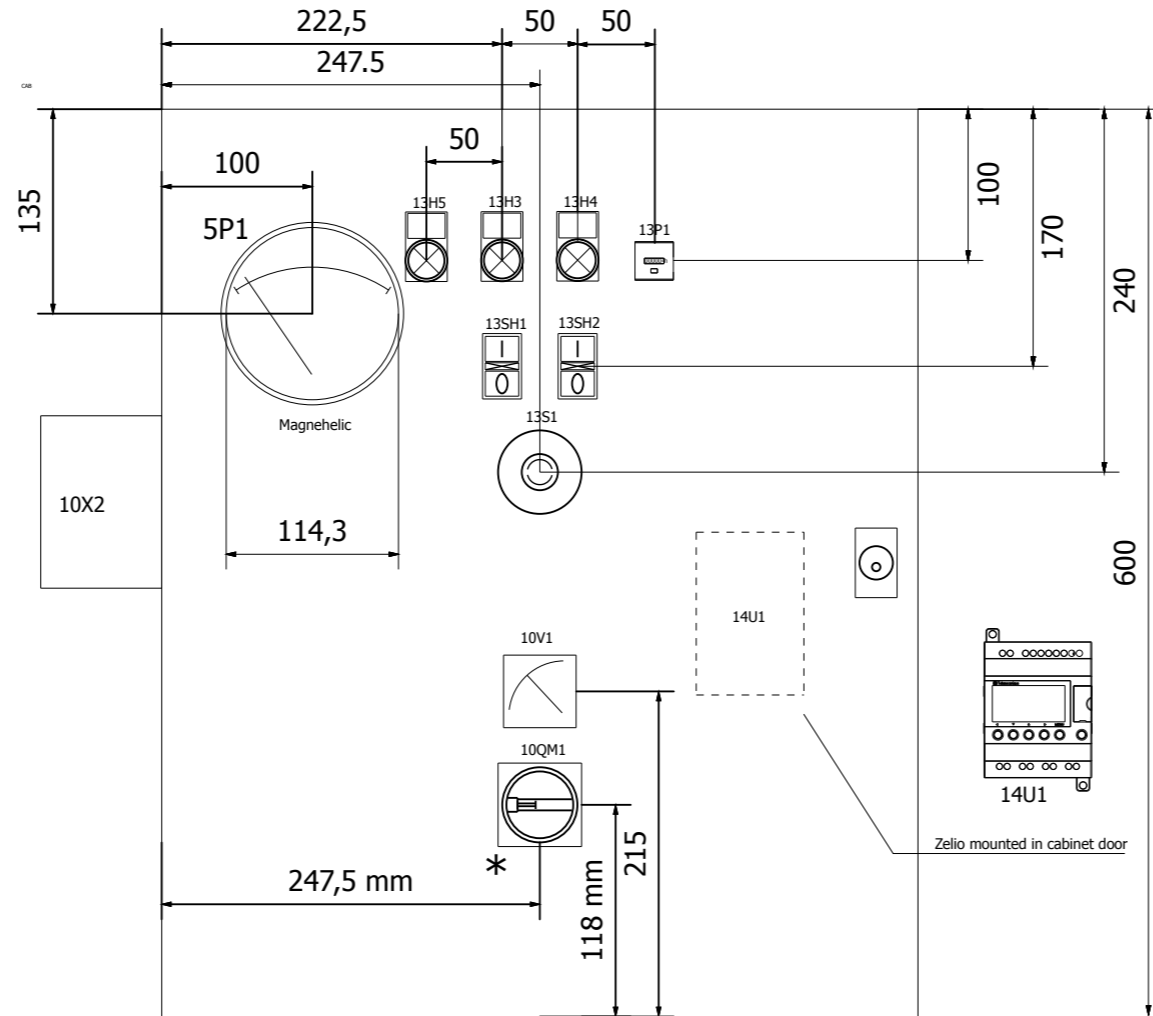
	auxiliary contact	hulpcontact		signal light	signaallamp		Safety fuse	smeltveiligheid
	Power contact	vermogenscontact		horn	hoorn		Fused switch, three-pole	schakelbare scheid
	NO contact, opens with time delay	maakcontact, vertraagd open		apm.meter	amperemeter		Fused disconnect, three-pole	scheid "klapbak"
	NO contact, closes with time delay	maakcontact, vertraagd sluitend		runninghour counter	urenteller		Main switch	hoofdschakelaar
	NC contact, opens with time delay	verbreekcontact, vertraagd open		transformer	transformator		Circuit breaker, single-pole	installatieautomaat 1-polig
	NC contact, closes with time delay	verbreekcontact, vertraagd sluitend		Contactor coil relay coil	spoel		Circuit breaker, two-pole	installatieautomaat 2-polig
	Pushbutton rebound	drukknop terugverend		Contactor/relay coil, with pick-up delay	Spoel met opkomvertraging		Circuit breaker, three-pole	installatieautomaat 3-polig
	Pushbutton locking	drukknop blijvend		Contactor/relay coil, with drop-out delay	spoel met afvalvertraging		Power circuit breaker motor overload switch with switch mechanism	motorbeveiligingsschakelaar
	Rotary switch rebound	tip draaischakelaar		Contactor pulse coil relay pulse coil,	spoel puls		Valve	elektrisch bediende klep
	Rotary switch locking	draaischakelaar		Tube light	TL verlichting		Resistor with movable contact	regelbare weerstand
	Emergency stop rotary unlock	noodstop met draaibare vrijgave		Resistor / Heating	weerstand verwarming		Terminal	rijgklem
	Thermostatic switch	thermostaat hygrostaat		Socket	wandcontactdoos		Terminal with fuse	rijgklem met zekering
	Pressure switch	drukschakelaar		Current transformer	stroomtransformator		Rectifier	gelijkrichter
	Limit switch	eindschakelaar						
	Proximity switch	naderingsschakelaar						

Date	27-11-2013	Project name:	BDC-66 DUAL VOLTAGE ULCSA	Page description:	Symbol library	Customer:	Blastrac bv	=
Ed.			E09226/230ULCSA					+
Appr								
Modification	Date	Name	Last print	17-7-2014		Drawing number:	PJ11.1068.20	Page
								4

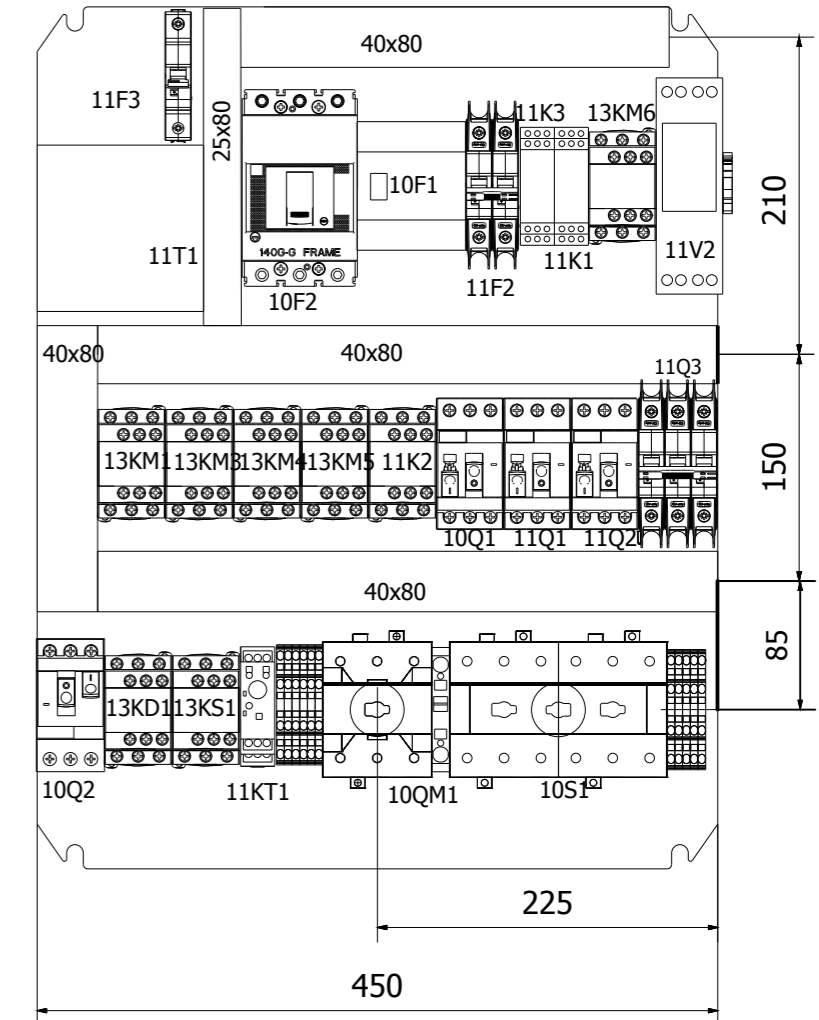
CABINET
LEFT HAND VIEW



CABINET
FRONT VIEW



MOUNTING PLATE

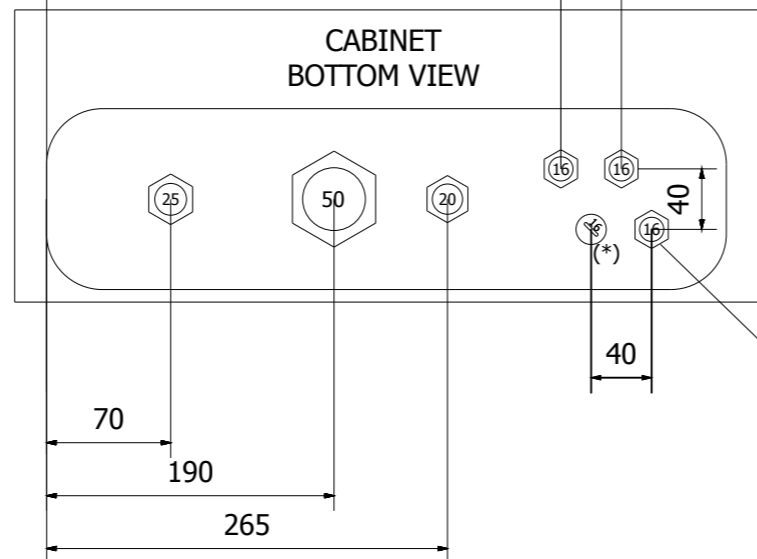


340

40

* Axle lenght 95mm

CABINET
BOTTOM VIEW



- (*): With blindstop
- M16 - Pulse system 3x0.75mm² length 3,0 mtr.
- M20 - Compressor
- M25 - Fan motor
- M50 - Power supply

CABINET DATA
 ELDON
 MAS 0605021
 (HxBxD) 600x500x210

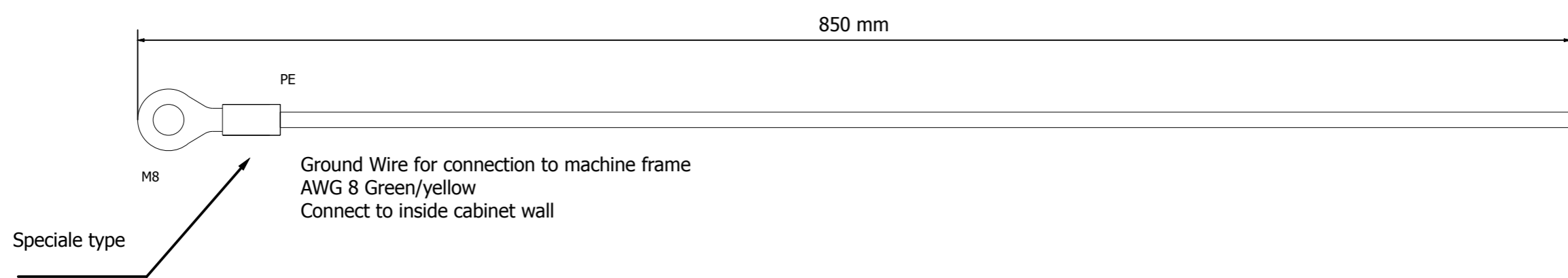
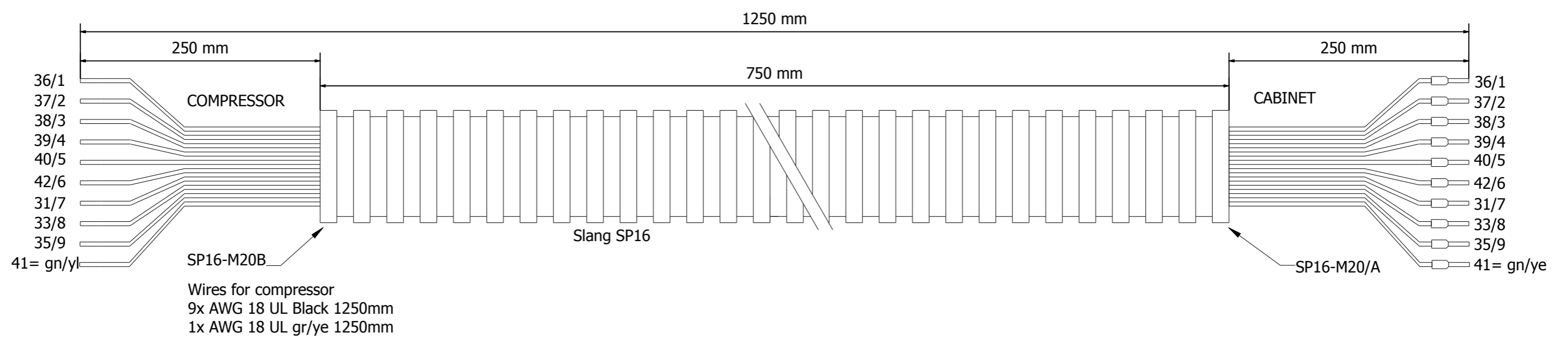

Date	17-7-2014	
Ed.	HvdB	
Appr.		
Last print	17-7-2014	
Modification	Date	Name

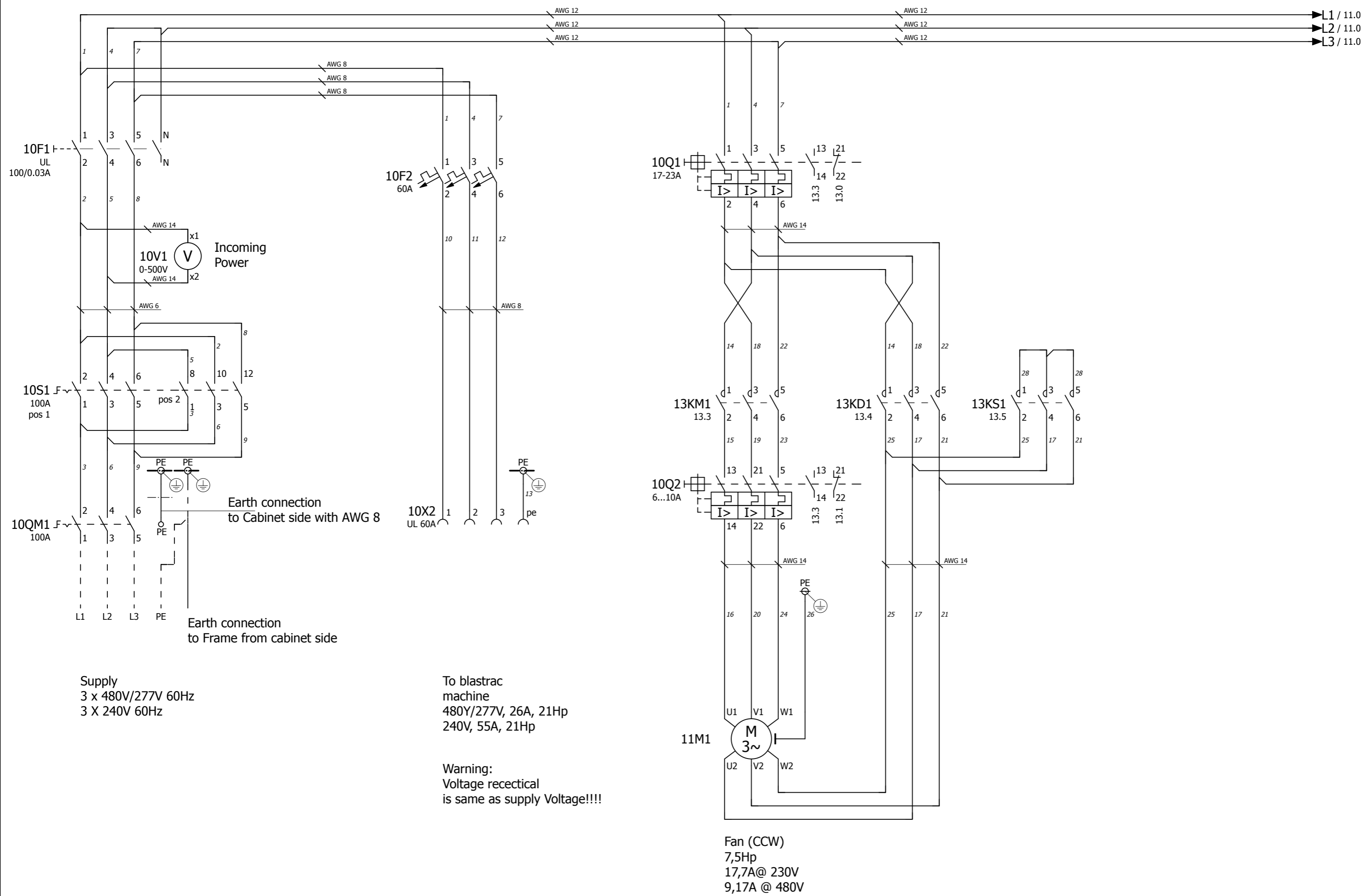
Project name:
BDC-66 DUAL VOLTAGE ULCSA
 E09226/230ULCSA



Page description:
 Panel Layout

Customer:	Blastrac bv	=
Drawing number:	PJ11.1068.20	+
		Page
		5





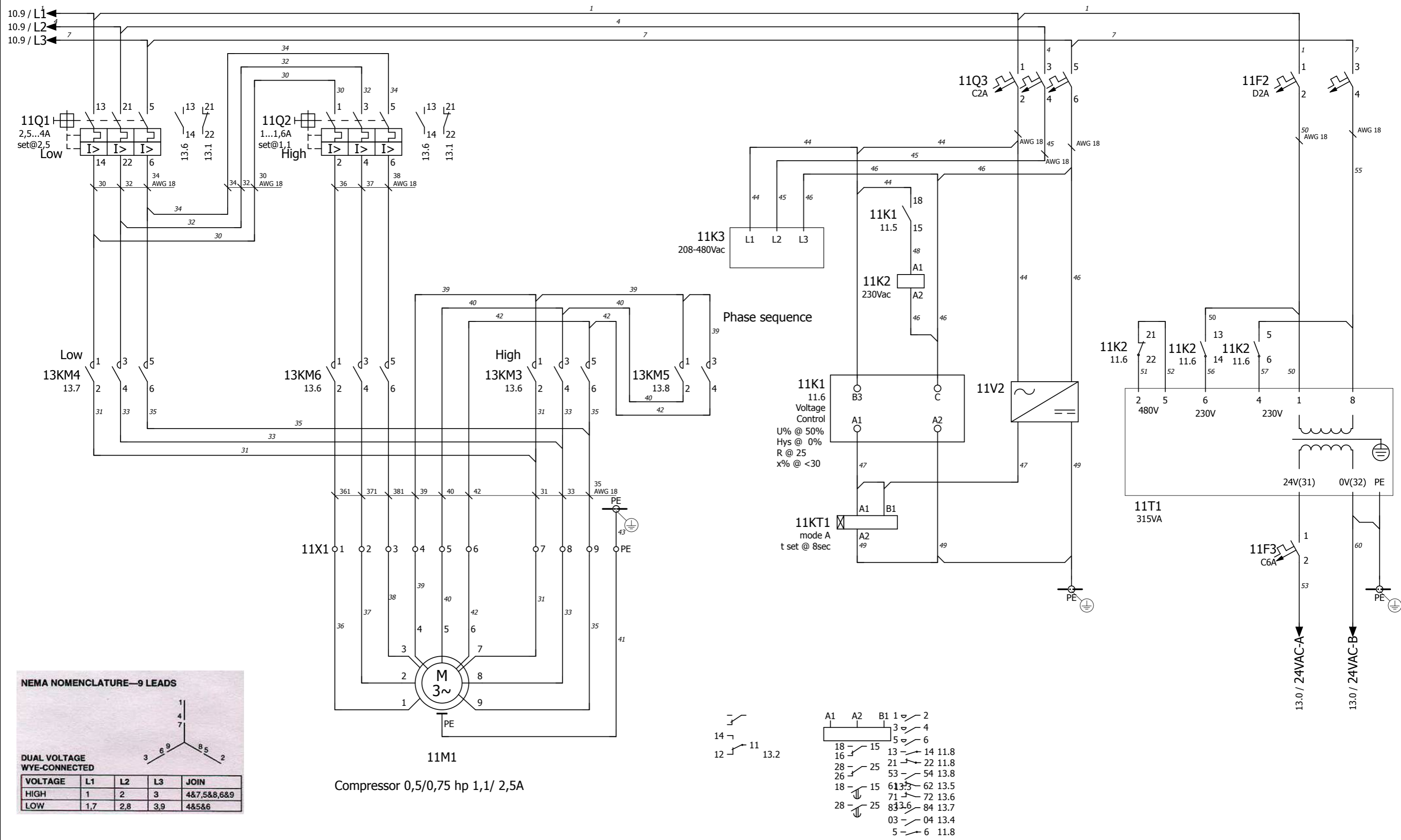
Date	1-7-2014
Ed.	PH
Appr	
Last print	17-7-2014

Project name:	BDC-66 DUAL VOLTAGE ULCSA
	E09226/230ULCSA



Page description:	Main Current
-------------------	--------------

Customer:	Blastrac bv
Drawing number:	PJ11.1068.20



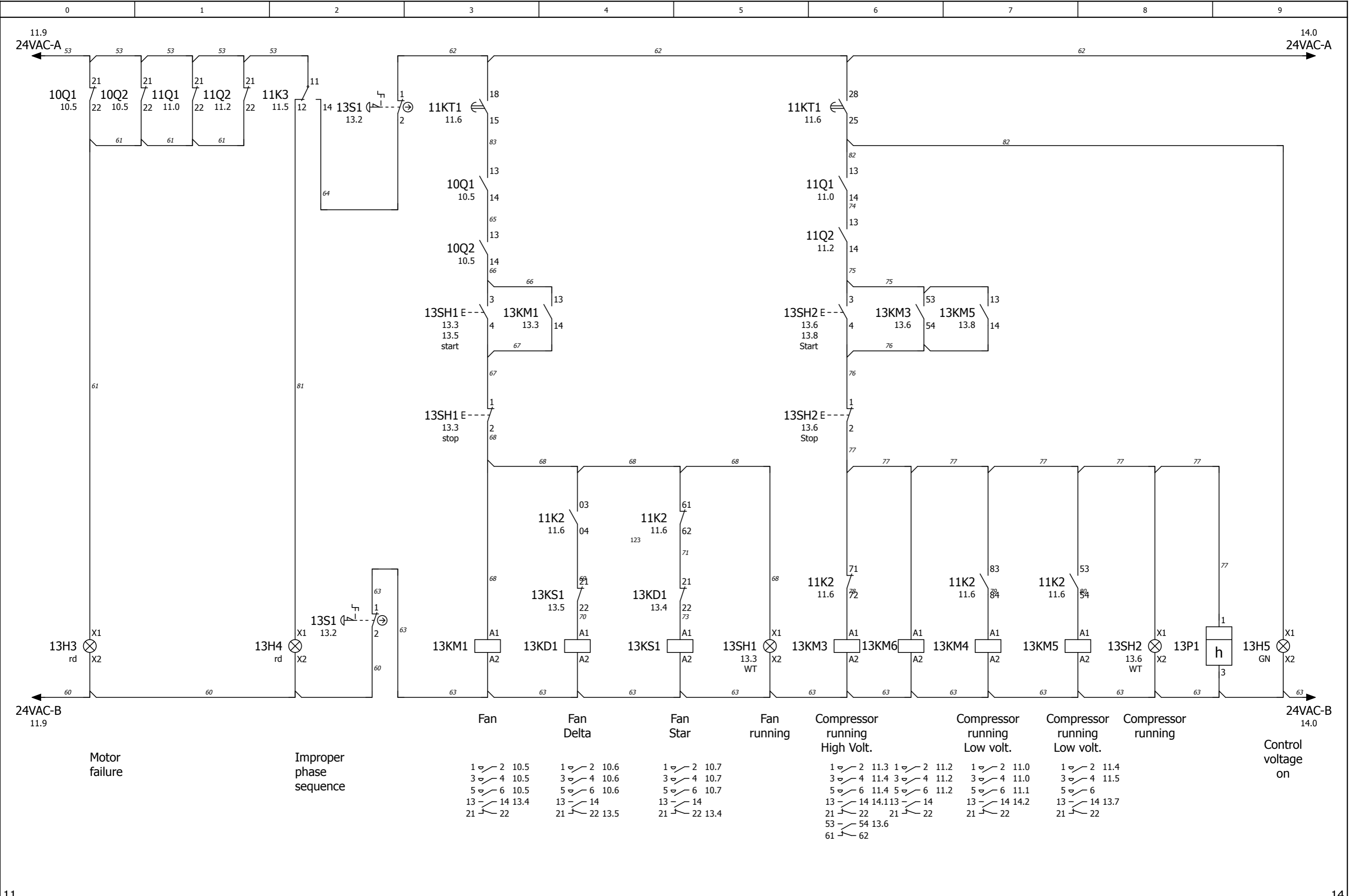
NEMA NOMENCLATURE—9 LEADS

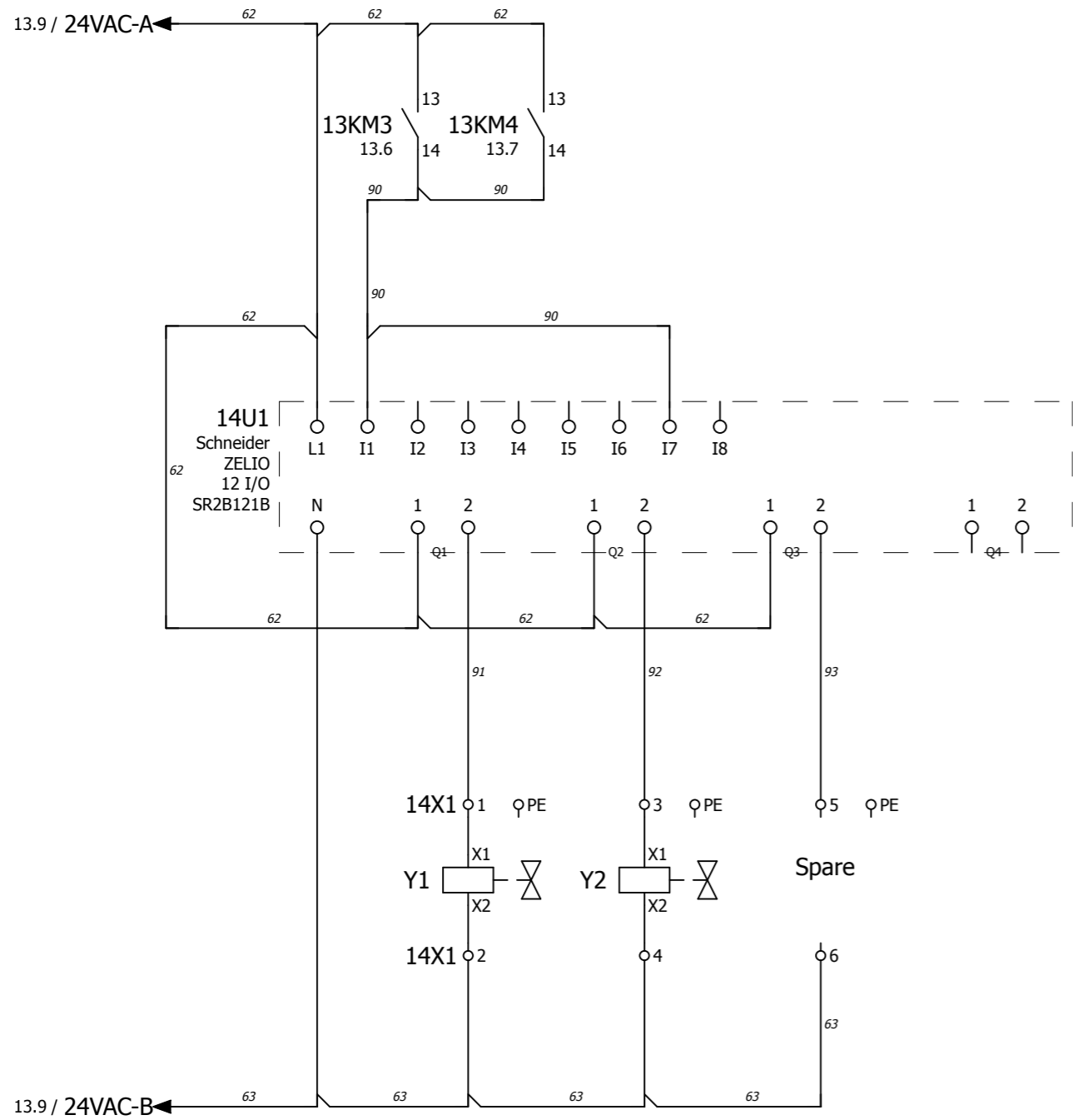
DUAL VOLTAGE WYE-CONNECTED

VOLTAGE	L1	L2	L3	JOIN
HIGH	1	2	3	4&7,5&8,6&9
LOW	1,7	2,8	3,9	4&5&6

11M1 Compressor 0,5/0,75 hp 1,1/ 2,5A

A1	A2	B1	1	2
18	15	13	14	11.8
16	25	21	22	11.8
28	25	53	54	13.8
26	15	61	62	13.5
18	15	71	72	13.6
28	25	81	84	13.7
		03	04	13.4
		5	6	11.8





I1 = start signal
 I2, I3, I4 = spare start signal
 I5 = Timer setting (when not connected than in UL mode)
 I6 = Spare timer setting
 I7 = 2 pulses for 2 valves system (when not connected 3 valves system)
 I8 = spare pulse setting

Air Pulse system

Date	10-6-2014
Ed.	PH
Appr	
Last print	17-7-2014

Project name:	BDC-66 DUAL VOLTAGE ULCSA
	E09226/230ULCSA



Page description:	Control Current Zelio PLC
-------------------	---------------------------

Customer:	Blastrac bv	=
Drawing number:	PJ11.1068.20	+
		Page 14

Terminal diagram

function text	Cable name	Strip 11X1							Cable name	Page / column
		cable type	Target designation	Connection point	terminal	Jumper	Target designation	Connection point		
Compressor 0,5/0,75 hp 1,1/ 2,5A			13KM6	2	1		11M1	1		11.2
=			13KM6	4	2		11M1	2		11.2
=			13KM6	6	3		11M1	3		11.2
=			13KM3	1	4		11M1	4		11.2
=			13KM3	3	5		11M1	5		11.3
=			13KM3	5	6		11M1	6		11.3
=			13KM3	2	7		11M1	7		11.3
			13KM4	2						
Compressor 0,5/0,75 hp 1,1/ 2,5A			13KM3	4	8		11M1	8		11.4
			13KM4	4						
Compressor 0,5/0,75 hp 1,1/ 2,5A			13KM3	6	9		11M1	9		11.4
			13KM4	6						
Compressor 0,5/0,75 hp 1,1/ 2,5A				PE	PE		11M1	PE		11.4

Terminal diagram

F13_001

function text	Cable name	Strip 14X1					Cable name	cable type	Page / column
		Target designation	Connection point	terminal	jumper	Target designation			
Air Pulse system		14U1	2	1		Y1	X1	14.2	
=		14U1	N	2		Y1	X2	14.2	
=		14U1	2	3		Y2	X1	14.2	
=				4		Y2	X2	14.2	
=		14U1	2	5					14.3
=				6				14.3	
=				PE				14.2	
=				PE				14.2	
=				PE				14.3	

Parts list

device tag	Quantity	designation	Type number	Brand	Blastrac number
CAB	1	Wall mount enclosure with holes for BDC66 dual voltage	MAS 0605021R5XSPECIAL I	Eldon	E08447
CAB	1	Cable gland M25*1.5 polyamide 50.625	WARTEL PA M25*1.5	Jacob	E07978
CAB	1	Cable gland nut M25*1.5 polyamide 50.225PA	WARTELMOER PA M25	Jacob	E07979
CAB	1	FITTING @16*M20	SP16/M20/A	Adaptaflex	E07839
CAB	1	FITTING @16*M20 DRAAIBAAR	SP16/M20/B	Adaptaflex	E03508
CAB	2	Bescherm slang metaal + pvc 16*13 zwart	SP16/ZWART	Adaptaflex	E00559
CAB	1	differential pressure gauge range 0-10 inches of water	MAGNEHELIC MODEL 2010	Eldon	E07944
CAB	2	MSUD valve form BI 11mm+cable PUR/PVC-JZ 3x0,75 black 3m	7000-11021-6260300	Murrelektronik B.V.	E08397
CAB	1	Mont.goot BxH 25x80 MM vpp=56	T1-E 25X80 MONT.GOOT	Generic	E07834
CAB	2	Mont.goot BXH 40X80 MM vpp=40	T1-E 40X80 MONT.GOOT	Generic	E07946
CAB	2	M.rail galvanized,7,5x35MM 2M	TS35 MOUNT.RAIL GROOVE	Generic	E07835
CAB	7	Internal wire black AWG16 1.5mm2 UL-CSA	AWG 16 ZWART	LAPP	E07947
CAB	3	Internal wire black AWG8 10mm2 UL-CSA	AWG 8 ZW	LAPP	E07867
CAB	3	Internal wire black AWG6 16mm2 UL-CSA	AWG 6 ZWART	LAPP	E07948
CAB	25	Internal wire red AWG18 1.0mm2 UL-CSA	AWG 18 ROOD	LAPP	E07894
CAB	25	Internal wire black AWG18 1.0mm2 UL-CSA	AWG 18 ZWART	LAPP	E07845
CAB	4	Internal wire black AWG14 2.5mm2 UL-CSA	AWG 14 ZWART	LAPP	E07843
CAB	5	Internal wire black AWG12 4mm2 UL-CSA	AWG 12 ZW	LAPP	E08110
CAB	32	Terminal marker for weidmuller terminals blanc	WEID DEK5/5MC	Weidmuller	E07949
CAB	150	Label for ader 12*12 Brady 7000pcs. p/r	BPT-305-427	Brady	E07893
CAB	1	Bocht 90 M20 inw* M20 uitw	B/PG13/90	Generic	E07838
CAB	2	Eszetflex pvc 7*2.5 mm UL/CSA 600V	H05VV5-F 7*2.5 MM		E08239
CAB	1	Cable gland nut M25*1.5 brass, nickel-plated	WARTELMOER M25*1.5	Jacob	E00407_1
CAB	2	Internal wire yellow/green AWG8 10mm2 UL-CSA	AWG 8 GG	LAPP	E07866
CAB	2	Internal wire white/blue AWG18 1.0mm2 UL-CSA	AWG 18 WH/BL.	LAPP	E08155
CAB	6	Internal wire darkblue AWG18 1.0mm2 UL-CSA	AWG 18 D BL.	LAPP	E08154
CAB	2	Cable gland M12*1.5 polyamide 50.612	WARTEL PA M12*1.5	Jacob	E08442
CAB	2	Cable gland nut M12*1.5 polyamide 50.212PA	WARTELMOER PA M12	Jacob	E08443
CAB	1	Cable gland nut M20*1.5 brass, nickel-plated	WARTELMOER M20*1.5	Jacob	E00406_1
CAB	1	Enlarger M20 ext. M25*1.5 int. brass, nickel plated	VERLOOPRING M20M25	Jacob	E08020
CAB	3	Cable gland M16*1.5 polyamide 50.616	WARTEL PA M16*1.5	Jacob	E01196
CAB	4	Cable gland nut M16*1.5 polyamide 50.216PA	WARTELMOER PA M16	Jacob	E07890
CAB	1	Cable gland M50*1.5 polyamide 50.650	WARTEL PA M50*1.5	Jacob	E08445
CAB	1	Cable gland nut M50*1.5 polyamide 50.250PA	WARTELMOER PA M50*1.	Jacob	E08444
CAB	1	Plug PA M16*1.5	BLINDSTOP PA M16	Jacob	E08446
10F1	1	Aardlek 100A 4-P 30mA UL/CSA ABB	F204-A100/0.03	Allen Bradley	E07951
10F2	1	Molded Case Circuit Breaker 3P C60A UL489	AB 140G-G2C3-C60	Allen Bradley	E07952
10F2	1	DIN Rail Adapter fo MCCB 3P 140U-G2C3	AB 140G-G-DRA4	Allen Bradley	E08127
11F2	1	Circuit breaker 2P 2A D-kar 480/277V UL489	C60N-1489-M2D020	Allen Bradley	E07953
11F3	1	Circuit breaker AB 1P 6A C-kar	C60N-1492-SPM1C060	Allen Bradley	E05160
13H3	1	Red complete pilot light Ø22 plain lens with integral LED 24	XB5-AVB4	Schneider Electric	E05161
13H3	1	Legend holder 30 x 50 mm for legend 18 x 27 mm unmarked	ZBZ-35	Schneider Electric	E05080
13H4	1	Red complete pilot light Ø22 plain lens with integral LED 24	XB5-AVB4	Schneider Electric	E05161
13H4	1	Legend holder 30 x 50 mm for legend 18 x 27 mm unmarked	ZBZ-35	Schneider Electric	E05080
13H5	1	Green complete pilot light Ø22 plain lens with integral LED	XB5-AVB3	Schneider Electric	E08279
13H5	1	Legend holder 30 x 50 mm for legend 18 x 27 mm unmarked	ZBZ-35	Schneider Electric	E05080
11K1	1	Volt.bew.2w30-300/500V 24-240V	RM4-UA33MW	Schneider Electric	500-3570-EDA
11K2	1	Contacteur 4.0kW 400vac 1NO/1NC coil 230Vac	LC1-D09-P7	Schneider Electric	333-3384
11K2	1	Auxiliary contact block - 2 NO + 2 NC - screw-clamps termin	LAD-N22	Schneider Electric	E05162
11K3	1	3-phase monitoring relays	DPA 01 C M44	Carlo Gavazzi	E07955
13KD1	1	Contacteur 7.5kw 400VAC coil 24VAC 1NO/1N	LC1-D18-B7	Schneider Electric	333-3479
13KM1	1	Contacteur 7.5kw 400VAC coil 24VAC 1NO/1N	LC1-D18-B7	Schneider Electric	333-3479
13KM3	1	Contacteur 4,0kW 400VAC coil 24VAC 1NO/1NC	LC1-D09-B7	Schneider Electric	333-3580
13KM3	1	Auxiliary contact block - 1 NO + 1 NC - screw-clamps termin	LAD-N11	Schneider Electric	E01324 / 333-3482
13KM4	1	Contacteur 4,0kW 400VAC coil 24VAC 1NO/1NC	LC1-D09-B7	Schneider Electric	333-3580
13KM5	1	Contacteur 4,0kW 400VAC coil 24VAC 1NO/1NC	LC1-D09-B7	Schneider Electric	333-3580

Date		16-7-2014		Project name:		BDC-66 DUAL VOLTAGE ULCSA				Page description:		Customer:		Blastrac bv		=	
Ed.		HvdB		E09226/230ULCSA		Part list				Drawing number:		PJ11.1068.20		+			
Appr														Page		30	
Modification		Date		Name		Last print		17-7-2014									

Parts list

device tag	Quantity	designation	Type number	Brand	Blastrac number
13KM6	1	Contacteur 4,0kW 400VAC coil 24VAC 1NO/1NC	LC1-D09-B7	Schneider Electric	333-3580
13KS1	1	Contacteur 7.5kw 400VAC coil 24VAC 1NO/1N	LC1-D18-B7	Schneider Electric	333-3479
11KT1	1	Timerelay 2W multif. 24-240VAC/DC OMRON	OMRON H3DK-M2	Omron	E08238
13P1	1	Hour counter - mechanical 5 digit display - 12.24 V AC/DC	XB5-DSB	Schneider Electric	E00366
10Q1	1	Motor protection switch 17,0 23,0A	GV2-ME21	Schneider Electric	E05108
10Q1	1	Plug in aux. front for GV2-ME 1xNO +1xNC	GV-AE11	Schneider Electric	333-3455
10Q2	1	Motor circuit breaker GV2-RT - 6.10 A - 3 3d - thermomagneti	GV2-RT14	Schneider Electric	E08144
10Q2	1	Plug in aux. front for GV2-ME 1xNO +1xNC	GV-AE11	Schneider Electric	333-3455
11Q1	1	Plug in aux. front for GV2-ME 1xNO +1xNC	GV-AE11	Schneider Electric	333-3455
11Q1	1	Motor protection switch 2,4 4,0A	GV2-ME08	Schneider Electric	E01456
11Q2	1	Plug in aux. front for GV2-ME 1xNO +1xNC	GV-AE11	Schneider Electric	333-3455
11Q2	1	Motor protection switch 1,0 1,6A	GV2-ME06	Schneider Electric	E07956
11Q3	1	Circuit breaker AB 3P 2A C-kar UL 489 480/277V	C60N-1489-M3C020	Allen Bradley	E07954
10QM1	1	Conn.aardkl. 35mm2 ge/gr.	VUPE 5-35 CON.AARDKL	Wieland	E08111
10QM1	1	3P 100A, dinr.mot UL489	194E-A100-1753	Allen Bradley	E07957
10QM1	1	Bed. draaisch. rood/geel voor 194L-E (64*64) UL489	194L-HE61-175	Allen Bradley	E07958
10QM1	1	Operating shaft	194L-G3393	Allen Bradley	E08382
10S1	1	Faseomkeerschakelaar 6P 100A, bodem montage omkeerbaar UL489	194E-A100-3753	Allen Bradley	E07960
10S1	1	Bed. draaisch. grijs/zwart voor 194L-E (64*64) UL489	194L-HE6A-375	Allen Bradley	E07959
13S1	1	Red Ø40 Emergency switching off pushbutton head Ø22 latching	ZB4-BS844	Schneider Electric	E08437
13S1	1	Body for control button - Ø 22 - 2NC	ZB4-BZ104	Schneider Electric	E01333
13S1	1	Marked legend 60 for emergency stop - EMERGENCY STOP/logo I	ZBY-9330	Schneider Electric	E00361
13SH1	1	White light block with body/fixing collar integral LED 24V	ZB5-AVB1	Schneider Electric	333-3226
13SH1	1	Green flush/red flush illuminated double-headed pushbutton Ø	ZB5-AW7A3741	Schneider Electric	E07804
13SH1	1	Transparent boot for rectangular multiple-headed pushbutton	ZBA-710	Schneider Electric	E05070
13SH1	1	Single contact block for head Ø22 1NO screw clamp terminal	ZBE-101	Schneider Electric	E05091
13SH1	1	Single contact block for head Ø22 1NC screw clamp terminal	ZBE-102	Schneider Electric	E05092
13SH2	1	White light block with body/fixing collar integral LED 24V	ZB5-AVB1	Schneider Electric	333-3226
13SH2	1	Green flush/red flush illuminated double-headed pushbutton Ø	ZB5-AW7A3741	Schneider Electric	E07804
13SH2	1	Transparent boot for rectangular multiple-headed pushbutton	ZBA-710	Schneider Electric	E05070
13SH2	1	Single contact block for head Ø22 1NO screw clamp terminal	ZBE-101	Schneider Electric	E05091
13SH2	1	Single contact block for head Ø22 1NC screw clamp terminal	ZBE-102	Schneider Electric	E05092
11T1	1	Transformer Sitas 315VA 480V 550..208V/24V UL/CSA	SIEM 4AM4342-8DN00-0EAO	Siemens	E08128
14U1	1	Compact smart relay Zelio Logic - 12 I O - 24 V AC - clock -	SR2B121B	Schneider Electric	E08171
14U1	1	Memory cartridge - for smart relay Zelio Logic firmware - fo	SR2MEM02	Schneider Electric	E08172
10V1	1	Voltmeter 500V 48*48 met cornermask E242-75VG Crompton	IQ/EQ48 500V	Crompton	BG007854
11V2	1	Power supply 24Vdc 3A 200-520Vac	ABL8-RPS24030	Schneider Electric	E05193
10X2	1	Walther UL receptical CEE 4x60A 480V	569419	Walther	E08441
11X1	5	tension clamp terminal multi level 2*2.5	WEID ZDK 2.5	Weidmuller	E05169
11X1	1	Earth terminal for ZDK 2*2.5	WEID ZDK 2.5PE	Weidmuller	E05170
11X1	1	End plate Beige for ZDK 2.5 multi level	WEID ZAP/TW ZDK2.5 DB	Weidmuller	E05171
11X1	1	Eindsteun V4 klein 9708/2S35	EINDSTEUN V4 CON.ACC	Wieland	E07828
14X1	3	tension clamp terminal multi level 2*2.5	WEID ZDK 2.5	Weidmuller	E05169
14X1	1	Earth terminal for ZDK 2*2.5	WEID ZDK 2.5PE	Weidmuller	E05170
14X1	1	End plate Beige for ZDK 2.5 multi level	WEID ZAP/TW ZDK2.5 DB	Weidmuller	E05171
14X1	1	Eindsteun V4 klein 9708/2S35	EINDSTEUN V4 CON.ACC	Wieland	E07828